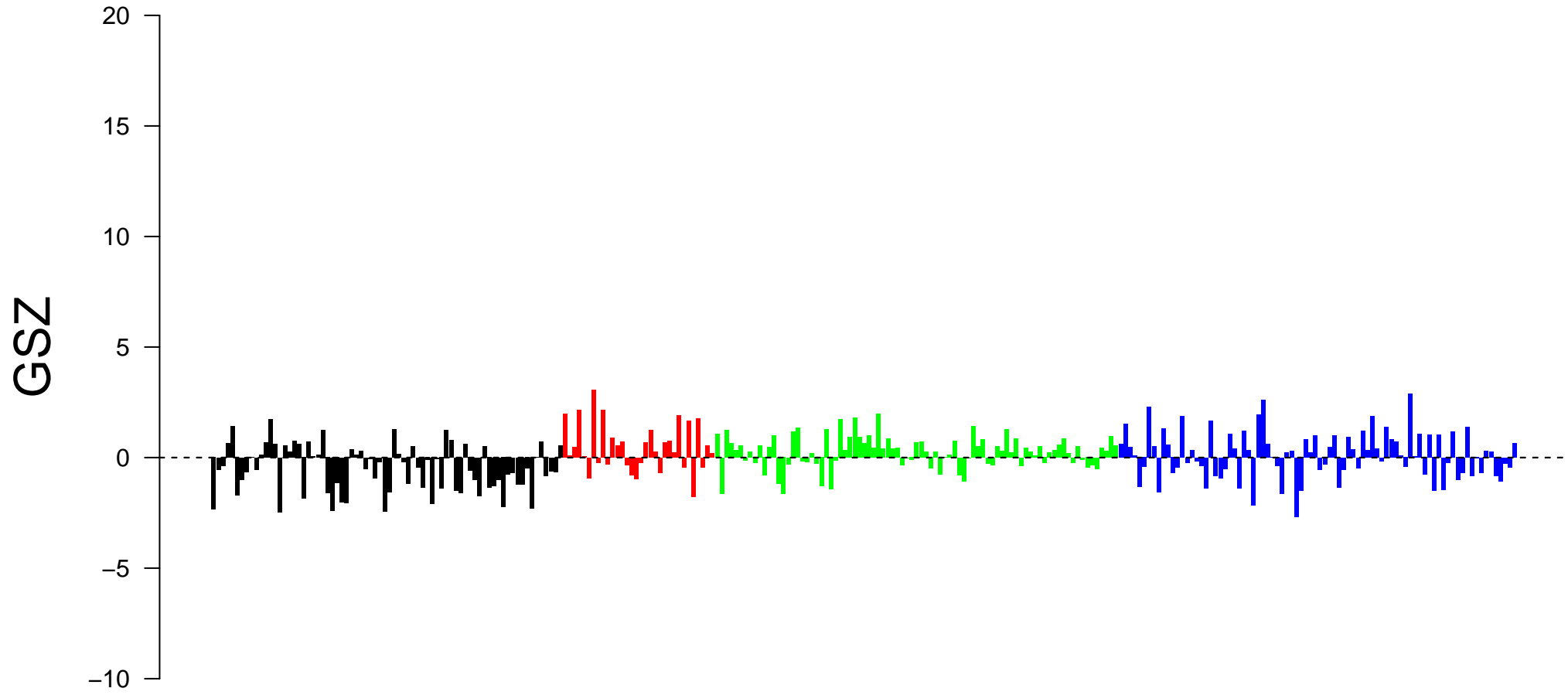
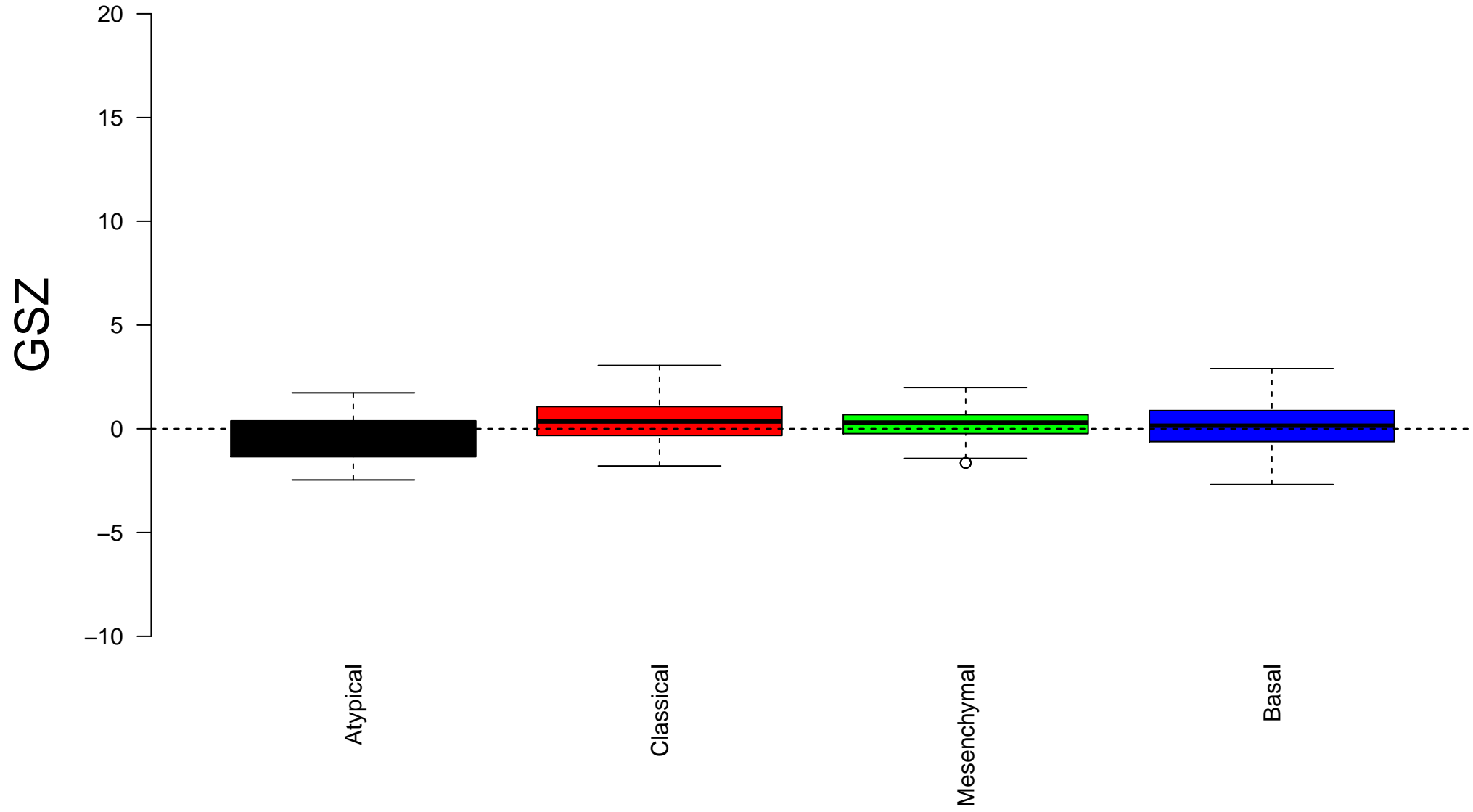


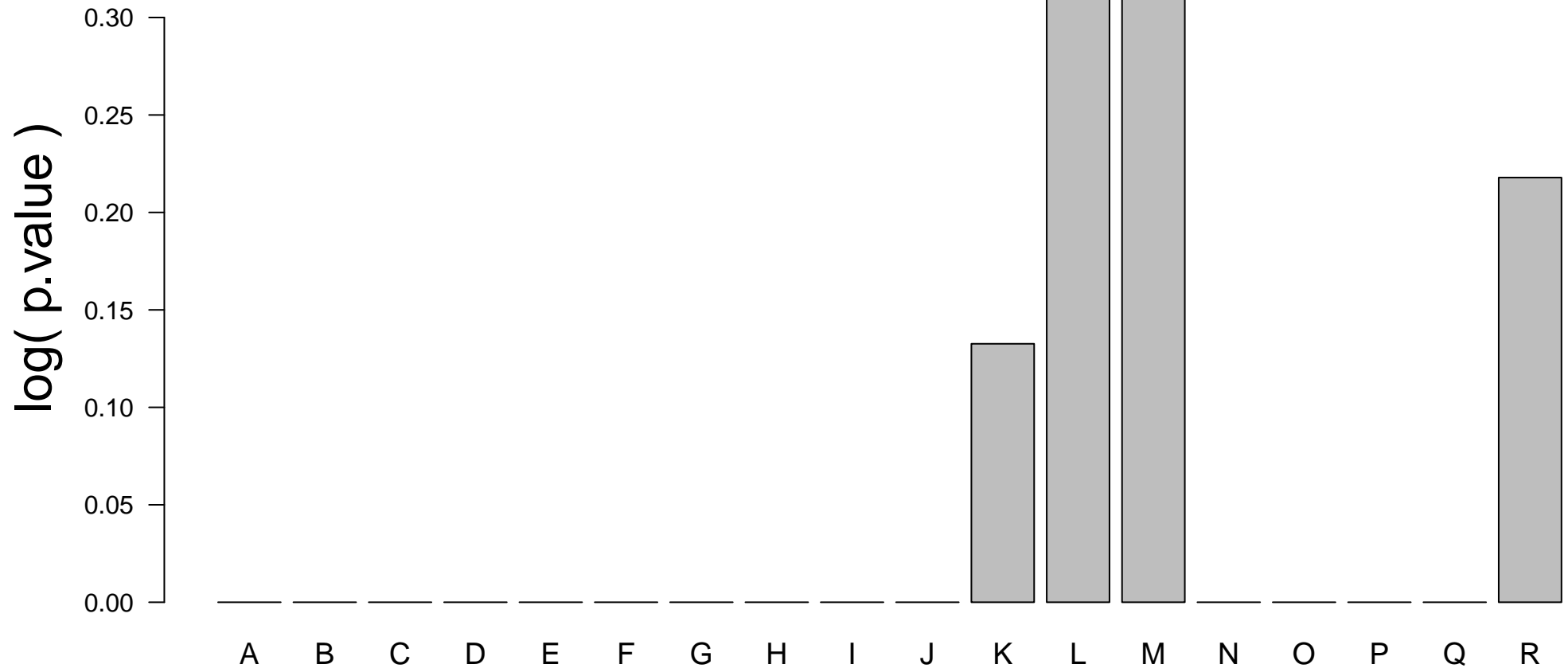
hsa-miR-193a-5p




hsa-miR-193a-5p




Enrichment in spots: hsa-miR-193a-5p




Expression of hsa-miR-193a-5p in Spot A




Expression of hsa-miR-193a-5p in Spot B




Expression of hsa-miR-193a-5p in Spot C



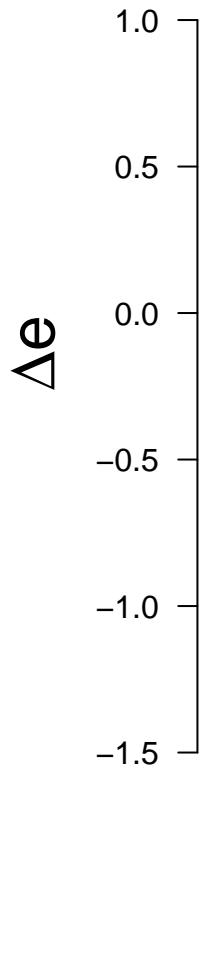
Expression of hsa-miR-193a-5p in Spot D




Expression of hsa-miR-193a-5p in Spot E




Expression of hsa-miR-193a-5p in Spot F




Expression of hsa-miR-193a-5p in Spot G




Expression of hsa-miR-193a-5p in Spot H



Expression of hsa-miR-193a-5p in Spot I



Expression of hsa-miR-193a-5p in Spot J



Expression of hsa-miR-193a-5p in Spot K

Δe

1.0

0.5

0.0

-0.5

-1.0

-1.5



Expression of hsa-miR-193a-5p in Spot L

Δe

1.0

0.5

0.0

-0.5

-1.0

-1.5



Expression of hsa-miR-193a-5p in Spot M

Δe

1.0

0.5

0.0


-0.5

-1.0


-1.5




Expression of hsa-miR-193a-5p in Spot N




Expression of hsa-miR-193a-5p in Spot O



Expression of hsa-miR-193a-5p in Spot P



Expression of hsa-miR-193a-5p in Spot Q



Expression of hsa-miR-193a-5p in Spot R

Δe

1.0

0.5

0.0

-0.5

-1.0

-1.5

